



**Call 0800 772 649**  
**[ssangyong.co.nz](http://ssangyong.co.nz)**

SsangYong is now one of New Zealand's favourite lifestyle vehicle brands thanks to a proudly NZ owned distribution company - Great Lake Motor Distributors.







# ALL-NEW KORANDO





HIGH-TECH  
**CROSSOVER**  
FOR URBAN LIFE



STYLISH

CUTTING-EDGE





**COSY**

**DYNAMIC**



# DRIVE SHIFT

The stylish and capable all-new KORANDO is a true crossover combining the best features of an SUV and sedan to provide a perfect balance of practicality and comfort. Handling is precise and responsive making it a pure pleasure to drive. Most important of all, you'll feel safer and more confident behind the wheel knowing that the all-new KORANDO protects you with cutting edge safety technologies.









# DISTINCTIVE STYLING

Never a follower, the all-new KORANDO has an independent style that projects smart and modern values. Strong and unique - that's the appeal of the all-new KORANDO.









**With its low, wide stance and LED lighting technology,  
the all-new KORANDO projects authority from every angle.**



**Full LED headlights (LED DRL, LED blinkers, LED low beams/high beams)**

**LED fog lights (Limited and SPR only)**





**LED rear combination lights (LED brake lights, LED taillights)**

**18-inch diamond-cut alloy wheels (Limited and SPR only)**







# A STIRRING SPACE

All-new KORANDO's spacious cabin is appointed with premium materials that pamper and isolate you from the hustle and bustle of the outside world. Every meticulously crafted detail contributes toward the premium ambience. Whether your journey is long or short, the all-new KORANDO guarantees pure travelling delight.



## 8" Smart mirroring multimedia



## Google Android Auto and Apple CarPlay








**551L** OF LUGGAGE SPACE.

Just about everything will fit inside because the all-new KORANDO leads its segment with biggest-in-class luggage space.



With magic tray



With magic tray removed



# IMPRESSIVE FLEXIBILITY

Whether you're following the daily routine or loading up for a weekend outing in the countryside, the all-new KORANDO demonstrates an amazing ability to adapt to the needs of the moment thanks to 551 litres of luggage space. The wide tailgate and two-level magic tray combine the strengths of a sedan and SUV to make life a lot easier.



**2nd row fully  
folded**



**2nd row 40%  
folded**



**2nd row 60%  
folded**









# EXCITING DRIVING DYNAMICS

From the moment you settle into the driver's seat, press the start button and shift into gear, you instantly sense the all-new KORANDO's responsiveness and impressive power. Press down on the throttle and its outstanding driving dynamics come to life. The all-new KORANDO delivers a comfortable ride with superb stability and remains impressively quiet even at high speeds. Experience the joy of dynamic driving that only the all-new KORANDO can provide.







# CLASS-LEADING PERFORMANCE

1.5 GDI-Turbo engine with improved low-speed torque performance and superior start/overtaking acceleration in the maximum torque classification, for a more exciting driving experience. The downsized, eco-friendly 1.6 diesel engine delivers best-in-class performance under any driving condition.



## AWD SYSTEM

AWD optimizes power distribution between the front and rear axles to suit road and weather conditions thus ensuring optimal traction, directional stability and peak dynamic performance.



## 1.6 DIESEL ENGINE

Max Power

**136<sub>ps</sub>**

Max Torque

**324<sub>Nm</sub>**

## AISIN 6-speed automatic transmission

Fitted on some of the finest cars in the world, the tested and proven AISIN 6-speed automatic offers smooth and quiet gear shifting with maximum fuel efficiency.



## 1.5 GDI-TURBO ENGINE

Max Power

**163<sub>ps</sub>**

Max Torque

**280<sub>Nm</sub>**

## Drive Mode System

Selectable drive modes (Normal/Sport/Winter) optimize traction distribution and the gear shift schedule to suit driver preferences and road conditions.







# DEEP CONTROL

DEEP CONTROL technologies bring the goal of perfect safety closer than ever. Whether driving around town or taking long-haul cross-country trips, DEEP CONTROL promotes peace of mind and elevates driving confidence to a whole new level.



## INTELLIGENT ADAPTIVE CRUISE CONTROL (IACC)

IACC employs radar and cameras to maintain a safe speed and distance from the vehicle ahead. IACC works in tandem with the Lane Center Following Assist which can be used not only on highways but also on city streets and also for when the brake pedal is released.



## HIGH BEAM ASSIST (HBA)

By monitoring the headlights of oncoming vehicles and the rear combination lamps of the vehicles ahead, HBA analyzes ambient light levels to automatically switch between high and low beams.



## AUTONOMOUS EMERGENCY BRAKING SYSTEM (AEBS)

On detecting a pedestrian or another vehicle within the intended path, AEBS will automatically deactivate the throttle and will apply the brakes to reduce the risk of a serious collision.



### LANE KEEPING ASSIST SYSTEM (LKAS)

LKAS uses a front camera to monitor the painted lane markers. On detecting an attempt to change lanes without prior signaling, it automatically corrects the electrical power steering system to keep the vehicle within the intended lane.



### DRIVER ATTENTION ALERT (DAA)

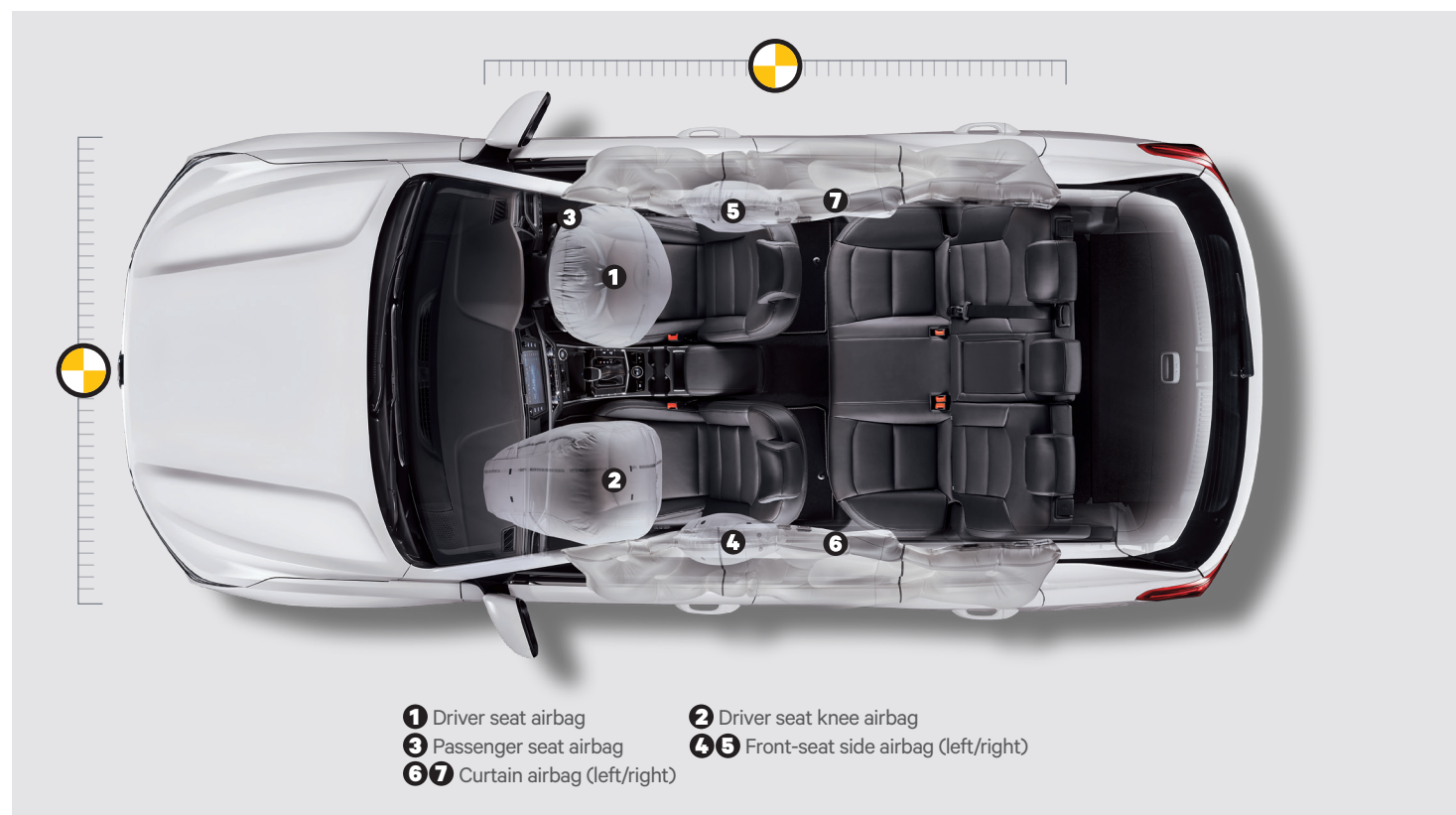
Driving patterns are continuously monitored and as soon as a pattern of drowsy driving is detected, DAA sounds an alert and advises the driver to take a break.

## 74% High Tensile- Strength Steel

To ensure uncompromising rigidity and safety, premium grade-HTSS accounts for 74% of the all-new KORANDO structure - more than any other vehicle in its class. The all-new KORANDO also features some of the most advanced N.V.H. (Noise Vibration Harshness) technologies to realise a whisper-quiet ride.



## 7 Airbag System









# PERFECT SAFETY

## ELECTRONIC STABILITY PROGRAM (ESP)

ESP employs a combination of throttle intervention and braking of individual wheels to help maintain directional stability over all types of road surfaces and in adverse weather conditions.



## ANTI-ROLLOVER PROTECTION (ARP)

ARP adjusts the amount of engine output and braking power delivered to each individual wheel while driving around sharp turns



## BRAKE ASSIST SYSTEM (BAS)

On detecting a panic braking situation, BAS boosts braking pressure to its maximum thus reducing the braking distance



## EMERGENCY STOP SIGNAL (ESS)

During hard braking, ESS automatically activates the emergency flashers thus warning the vehicles behind.



## HILL DESCENT CONTROL (HDC)

On extremely steep hills, activating the HDC function will automatically shift the vehicle into low gear and begin pumping the brakes to maintain a safe and slow descent.

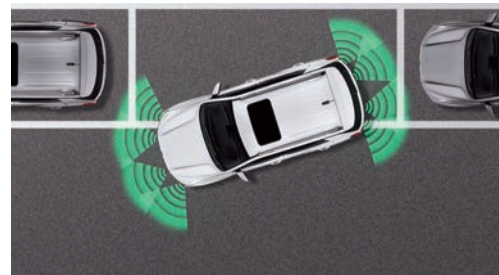


## HILL START ASSIST (HSA)

When the driver lifts his foot off the brake while starting on a steep hill, HSA will momentarily maintain braking pressure until the throttle is applied so that the car does not roll backwards.



# EXTERIOR



Projection headlamps with bulb-type turn signal lamps  
LED side repeaters and puddle lamps  
Fashionable silver roof rails

Chromed intake grille (Limited and SPR only)  
Sporty rear skid plate  
LED high mounted stop lamp

High-gloss intake grille (Sport only)  
Parking aid system (Front & Rear)  
Sporty air spoiler

Headlight escort  
Rear fog and back-up lamps  
Roof pole antenna





Aero-type wipers  
Power side-view mirrors  
Auto-locking system

Tinted windshield with noise-control glass  
Safety power windows  
Tyre pressure monitoring system (TPMS)

Rain sensor  
Smart key system & Folding key  
Tyre repair kit (Sport only)



18" alloy wheels with  
235/55R tyres - diamond cut



17" alloy wheels with  
225/60R tyres



# INTERIOR



Supervision cluster (3.5" mono LCD)  
Start button  
Hands-free audio switch / Cruise control switch

MP3 audio  
Paddle shifters with A/T  
Auto light control

Dual-Zone full auto A/C (Limited and SPR only)  
Tilt & telescoping steering wheel  
Multi-switch

Manual A/C (Sport only)  
Electronic parking brake (EPB with Auto hold)  
Multi-hooks



# COLOUR GUIDE

## EXTERIOR & INTERIOR COLOURS



Sun visor extender  
LED interior lights  
Illuminated vanity mirror



12V power socket (front/rear)  
Sliding-type centre storage console  
Large capacity door map pocket



Grand White (WAA)



Silent Silver (SAI)



Platinum Gray (ADA)



Dandy Blue (BAS)



Orange Pop (RAT)



Cherry Red (RAV)



Space Black (LAK)



Black Interior (LBH)



Flat Woven



# FEATURES LIST

	Petrol 2WD Sport	Petrol 2WD Limited	Diesel AWD SPR
MECHANICAL			
163ps (280Nm) 1.5L GDi Turbo petrol engine	•	•	
136ps (324Nm) 1.6L XDi diesel engine			•
Active AWD with lock mode			•
6-speed automatic transmission	•	•	•
Auto Hold		•	•
Macpherson strut front suspension with coil springs	•	•	•
Multi-link rear suspension with coil springs	•	•	•
Hydraulic power steering	•	•	•
APPEARANCE			
Privacy glass in rear doors and tailgate		•	•
Fashionable roof rails		•	•
Sporty air spoiler with LED high mounted stop lamp	•	•	•
Acoustic engine cover to dampen noise	•	•	•
18" diamond cut alloy wheels		•	•
17" alloy wheels	•		
Full-size spare tyre		•	•
Tyre Service Kit	•		
Tyre Pressure Monitoring System	•	•	•
Luxurious leather steering wheel trim		•	•
Steering Wheel Paddle Shift	•	•	•
Floor mats	•	•	•
Welcoming light to illuminate the ground area	•	•	•
Rear combination lamp with LED light guide	•	•	•
Body-coloured exterior door handles	•	•	•
CONVENIENCE			
LED side repeater on exterior mirror	•	•	•
Battery saver to ensure power reserve	•	•	•
Adaptive Cruise Control		•	•
Cruise Control	•		

	Petrol 2WD Sport	Petrol 2WD Limited	Diesel AWD SPR
8" high-resolution touch screen with audio streaming and link to rearview camera and smart phone	•	•	•
USB port and HDMI port	•	•	•
Bluetooth hands-free	•	•	•
Pole antenna on the rear roof	•	•	•
One-touch front power windows		•	•
Heated tailgate window	•	•	•
Dual Smart Key		•	•
Steering wheel audio system controls	•	•	•
Dual spray type washer nozzles	•	•	•
Trip computer with outside temperature indicator	•	•	•
12V DC power outlets under the instrument panel (deluxe console) and in the load area	•	•	•
Outside mirrors that can be electrically adjusted and folded	•	•	•
Mobile ashtray	•	•	•
Digital clock	•	•	•
Dual gas filled tailgate struts	•	•	•
Centre storage console	•	•	•
Grip on the inside of the tailgate to facilitate closing	•	•	•
Cup holders in the front and rear	•	•	•
Sun visors with illuminated vanity mirror	•	•	•
Manual tilt steering wheel	•	•	•
Luggage tray		•	•
SAFETY			
High integrated semi frame monocoque body structure	•	•	•
Door impact beams for optimal protection from side collisions	•	•	•
Driver airbag and invisible passenger airbag with seatbelt load limiters and pretensioner	•	•	•
Knee airbag for Driver		•	•
Curtain airbags for front and rear passengers	•	•	•
Side airbags for front passengers	•	•	•
Emergency Stop Signal (ESS)	•	•	•

	Petrol 2WD Sport	Petrol 2WD Limited	Diesel AWD SPR
4-channel Anti-lock Braking System (ABS)	•	•	•
Front & Rear Park Assist		•	•
Electronic Stability Program (ESP) with Emergency Brake Assist (AEBS), Lane Keep Assist (LKAS), Hill Descent Control (HDC), Active Roll-over Protection (ARP)	•	•	•
Lane Departure Warning (LDWS), Front Vehicle Start Alert (FVSA), Driver Attention Alert (DAA), Safety Distance Alert (HDA), Hill Start Assist (HSA), High Beam Assist (HBA)		•	•
DRL Headlights		•	•
Projection Headlamps		•	•
LED Fog Lamps		•	•
Auto Light Control		•	•
Front ventilated disc brakes	•	•	•
Rear disc brakes	•	•	•
Door courtesy lamps	•	•	•
Heightened security from an immobilizer system	•	•	•
Rain Sensing Front Wipers		•	•
Rear wiper	•	•	•
Electronic Parking Brake		•	•
Hand-operated parking brake	•		
Childproof safety door locks	•	•	•
Automatic speed-sensing door locks	•	•	•
Reminder alarm and speed-sensing feature for front passenger seatbelts	•	•	•
Built-in 3-point's rear centre seatbelt	•	•	•
ISO-FIX and tether anchorage for child seat	•	•	•
SEATS			
Pumping height adjustable driver's seat	•	•	•
60:40 split folding 2nd row seats	•	•	•
Appealing woven cloth seat upholstery	•	•	•
INTERIOR COMFORT			
Fully automatic air conditioning with digital display		•	•
Manual air conditioning	•		
Rear heating duct to enhance climate control effectiveness	•	•	•
Positive temperature coefficient (PTC) heater	•	•	•

\* Some of features may be optional or not be available according to market.  
Please, contact your local dealer for the exact details regarding vehicles sold in your area.



# TECHNICAL DATA

ENGINE			Petrol 1.5 GDI-T	Diesel 1.6L
DRIVEN WHEELS			2WD	AWD
TRANSMISSION			6AT	6AT
Exterior	Overall length	mm	4,450	
	Overall width	mm	1,870	
	Overall height	mm	1620 (with roof rack 1629)	
	Wheel base	mm	2,675	
	Tread	Front	mm	1,590
		Rear	mm	1,610
	Overhang	Front	mm	910
		Rear	mm	865
	Approach angle	degree	18.0	
	Departure angle	degree	24.5	
	Ramp angle	degree	15.9	
	Min. clearance	mm	182	164
	Min.turning radius	m	5.35	
Weight	Gross vehicle weight	kg	2,040	2,250
	Kerb weight	kg	1,435	1,605
	Gross trailer weight	Braked	kg	2,000
		Unbraked	kg	750
Engine	Fuel		Petrol	Diesel
	Fuel tank	l	47	47
	Capacity	cc	1,497	1,597
	Bore x stroke	mm	76	76
	Compression ratio		9.5 : 1	15.5 : 1
	Number of cylinders		4 in-line	
Performance	Max. power	kW/rpm	120/5,000~5,500	100/4,000
		ps/rpm	163/5,000~5,500	136/4,000
	Max. torque	Nm/rpm	280/1,500~4,000	324/1,500~2,500
		kg-m/rpm		
	Max. speed	km/h	193	181
Fuel consumption	CO <sub>2</sub> (combined)	g/km	179	165
	Combined	l/100km	7.7	6.3
	Urban	l/100km	10.0	7.6
	Extra urban	l/100km	6.3	5.5

\* The fuel economy can vary according to road conditions or driver's habits. \* The above technical data can vary slightly by regional certification requirements or sales specifications.

# DIMENSIONS



1,590  
1,870



2,675  
4,450



1,610  
1,620